



# ELECTRICAL DESIGN GROUP

ELECTRICAL BUILDING SERVICES CONSULTANTS

P.O. Box 15, SHERWOOD Q. 4075

Phone: (07) 3278 4375 Fax: (07) 3716 0222

Web Site: [www.edg.net.au](http://www.edg.net.au) Email: [brisbane@edg.net.au](mailto:brisbane@edg.net.au)

C3600a - BENOWA TAVERN					C3600a-0002(D).xls
ELECTRICAL EQUIPMENT SCHEDULE					
REVISION D - 30 OCTOBER 2025					
THE LIGHT FITTING SUPPLIER CONTACT DETAILS MAY BE AVAILABLE ON THE EDG WEBSITE VIA THE FOLLOWING LINK <a href="http://www.edg.net.au/Links/Lighting.htm">www.edg.net.au/Links/Lighting.htm</a>					
TYPE	LAMPS	DESCRIPTION	COLOUR / ACCESSORY	CATALOGUE No	REV
S1	RGB3000K LED	VERTICAL LED RGB WW STRIPS WITHIN A SCREW FIXED EXTRUSION MOUNTED ON THE LEADING EDGE OF THE FEATURE TIMBER AS PER THE MAIN ENTRY WALL LIGHTING ELEVATION AND THE ARCHITECTURAL DETAIL. PROVIDE THE STRIP WITH A RGB CONTROL SYSTEM AS PER THE RGB CONTROL SCHEMATIC WITH ONE SLAVE CONTROLLER / POWER SUPPLY PER 10M OF STRIP LOCATE THE SLAVE CONTROLLERS AND POWER SUPPLIES IN A CONCEALED ACCESSIBLE POSITION NOTED ON THE AS CONSTRUCTED DOCUMENTS.	BLACK HOUSING	NPA -SF16 RGB 3000K + HOUSING	A
S2	14.4W/M 3000K LED	LED STRIP WITHIN A SCREW FIXED EXTRUSION FIXED TO THE LEADING EDGE OF THE FACADE AS PER THE BUILDING ELEVATIONS AND THE ARCHITECTURAL DETAIL. PROVIDE THE STRIP WITH REMOTE DALI DIMMABLE POWER SUPPLIES AS REQUIRED LOCATE THE POWER SUPPLIES IN A CONCEALED ACCESSIBLE POSITION NOTED ON THE AS CONSTRUCTED DOCUMENTS.	DULUX SAGE GREEN HOUSING	RAPID LED 14.4W/M 3,000K 24VOLT DC IP65 R2354 PLUS ALUMINIUM EXTRUSION AND POWER SUPPLY & DALI CONTROLLER	A
S3	RGB3000K LED	LED RGB WW STRIPS WITHIN A SCREW FIXED EXTRUSION MOUNTED ON THE LEADING EDGE OF THE FACADE AS PER THE ELEVATION AND THE ARCHITECTURAL DETAIL. PROVIDE THE STRIP WITH A RGB CONTROL SYSTEM AS PER THE RGB CONTROL SCHEMATIC WITH ONE SLAVE CONTROLLER / POWER SUPPLY PER 10M OF STRIP LOCATE THE SLAVE CONTROLLERS AND POWER SUPPLIES IN A CONCEALED ACCESSIBLE POSITION NOTED ON THE AS CONSTRUCTED DOCUMENTS.	BLACK HOUSING	NPA -SF16 RGB 3000K + HOUSING	A
S4	14.4W/M 3000K LED	LED STRIP WITHIN A SCREW FIXED EXTRUSION WITHIN THE GARDEN WALL AS PER THE ARCHITECTURAL DETAIL. PROVIDE THE STRIP WITH REMOTE DALI DIMMABLE POWER SUPPLIES AS REQUIRED LOCATE THE POWER SUPPLIES IN A CONCEALED ACCESSIBLE POSITION NOTED ON THE AS CONSTRUCTED DOCUMENTS.	DULUX SAGE GREEN HOUSING	RAPID LED 14.4W/M 3,000K 24VOLT DC IP65 R2354 PLUS ALUMINIUM EXTRUSION AND POWER SUPPLY & DALI CONTROLLER	A
S5	20W/M 3000K LED	LED STRIP WITHIN A SCREW FIXED EXTRUSION C/W DIFFUSER MOUNTED WITHIN THE BAR COUNTER FACE CEILING PELMET AS PER THE ARCHITECTURAL DETAIL. PROVIDE THE STRIP WITH REMOTE DALI DIMMABLE POWER SUPPLIES AS REQUIRED LOCATE THE POWER SUPPLIES IN A CONCEALED ACCESSIBLE POSITION NOTED ON THE AS CONSTRUCTED DOCUMENTS. REFER TO THE ELEVATIONS FOR THE QUANTITIES OF S5 STRIP IN EACH LOCATION.	WHITE	RAPID LED 3,000K 24VOLT DC IP20 R2338 PLUS R2384 17 X 9 ALUMINIUM EXTRUSION AND OPAL DIFFUSER + POWER SUPPLY & DALI CONTROLLER	D



# ELECTRICAL DESIGN GROUP

ELECTRICAL BUILDING SERVICES CONSULTANTS

P.O. Box 15, SHERWOOD Q. 4075

Phone: (07) 3278 4375 Fax: (07) 3716 0222

Web Site: [www.edg.net.au](http://www.edg.net.au) Email: [brisbane@edg.net.au](mailto:brisbane@edg.net.au)

C3600a - BENOWA TAVERN					C3600a-0002(D).xls
ELECTRICAL EQUIPMENT SCHEDULE					
REVISION D - 30 OCTOBER 2025					
THE LIGHT FITTING SUPPLIER CONTACT DETAILS MAY BE AVAILABLE ON THE EDG WEBSITE VIA THE FOLLOWING LINK <a href="http://www.edg.net.au/Links/Lighting.htm">www.edg.net.au/Links/Lighting.htm</a>					
TYPE	LAMPS	DESCRIPTION	COLOUR / ACCESSORY	CATALOGUE No	REV
S6	20W/M 3000K LED	LED STRIP WITHIN A SCREW FIXED EXTRUSION C/W DIFFUSER RECESSED INTO THE REAR BAR JOINERY AS PER THE ARCHITECTURAL DETAIL. PROVIDE THE STRIP WITH REMOTE DALI DIMMABLE POWER SUPPLIES AS REQUIRED LOCATE THE POWER SUPPLIES IN A CONCEALED ACCESSIBLE POSITION NOTED ON THE AS CONSTRUCTED DOCUMENTS.	WHITE	RAPID LED 3,000K 24VOLT DC IP20 R2338 PLUS R2384 17 X 9 ALUMINIUM EXTRUSION AND OPAL DIFFUSER + POWER SUPPLY & DALI CONTROLLER	D
S7	20W/M 3000K LED	LED STRIP WITHIN A SCREW FIXED EXTRUSION C/W DIFFUSER RECESSED INTO THE CEILING PELMET AS PER THE ARCHITECTURAL DETAIL. PROVIDE THE STRIP WITH REMOTE DALI DIMMABLE POWER SUPPLIES AS REQUIRED LOCATE THE POWER SUPPLIES IN A CONCEALED ACCESSIBLE POSITION NOTED ON THE AS CONSTRUCTED DOCUMENTS.	WHITE	RAPID LED 3,000K 24VOLT DC IP20 R2338 PLUS R2384 17 X 9 ALUMINIUM EXTRUSION AND OPAL DIFFUSER + POWER SUPPLY & DALI CONTROLLER	D
S8	12W/M 2700K LED	FLEXIBLE LED ROPE FLEX SCREW FIXED ONTO THE JOINERY AS PER THE ARCHITECTURAL DETAIL. PROVIDE THE STRIP WITH REMOTE DALI DIMMABLE POWER SUPPLIES AS REQUIRED LOCATE THE POWER SUPPLIES IN A CONCEALED ACCESSIBLE POSITION NOTED ON THE AS CONSTRUCTED DOCUMENTS.	WHITE	NPA L-NF-GLOW- VWW + POWER SUPPLY & DALI CONTROLLER	A
S9	12W/M 2700K LED	FLEXIBLE LED ROPE FLEX SCREW FIXED ONTO THE JOINERY AS PER THE ARCHITECTURAL DETAIL. PROVIDE THE STRIP WITH REMOTE DALI DIMMABLE POWER SUPPLIES AS REQUIRED LOCATE THE POWER SUPPLIES IN A CONCEALED ACCESSIBLE POSITION NOTED ON THE AS CONSTRUCTED DOCUMENTS.	WHITE	NPA L-NF-GLOW- VWW + POWER SUPPLY & DALI CONTROLLER	A
S10	12W/M 2700K LED	FLEXIBLE LED ROPE FLEX SCREW FIXED ONTO THE CEILING FEATURE AS PER THE ARCHITECTURAL DETAIL. PROVIDE THE STRIP WITH REMOTE DALI DIMMABLE POWER SUPPLIES AS REQUIRED LOCATE THE POWER SUPPLIES IN A CONCEALED ACCESSIBLE POSITION NOTED ON THE AS CONSTRUCTED DOCUMENTS.	WHITE	NPA L-NF-GLOW- VWW + POWER SUPPLY & DALI CONTROLLER	A



# ELECTRICAL DESIGN GROUP

ELECTRICAL BUILDING SERVICES CONSULTANTS

P.O. Box 15, SHERWOOD Q. 4075

Phone: (07) 3278 4375 Fax: (07) 3716 0222

Web Site: [www.edg.net.au](http://www.edg.net.au) Email: [brisbane@edg.net.au](mailto:brisbane@edg.net.au)

C3600a - BENOWA TAVERN					C3600a-0002(D).xls
ELECTRICAL EQUIPMENT SCHEDULE					
REVISION D - 30 OCTOBER 2025					
THE LIGHT FITTING SUPPLIER CONTACT DETAILS MAY BE AVAILABLE ON THE EDG WEBSITE VIA THE FOLLOWING LINK <a href="http://www.edg.net.au/Links/Lighting.htm">www.edg.net.au/Links/Lighting.htm</a>					
TYPE	LAMPS	DESCRIPTION	COLOUR / ACCESSORY	CATALOGUE No	REV
S11	20W/M 3000K LED	LED STRIP TAPE FIXED TO THE REAR OF THE TV VIA DOUBLE SIDED HEAT RESISTANT TAPE. PROVIDE THE STRIP WITH REMOTE DALI DIMMABLE POWER SUPPLIES AS REQUIRED LOCATE THE POWER SUPPLIES IN A CONCEALED ACCESSIBLE POSITION NOTED ON THE AS CONSTRUCTED DOCUMENTS.	WHITE	RAPID LED 3,000K 24VOLT DC IP20 R2338 PLUS R2384 17 X 9 ALUMINIUM EXTRUSION AND OPAL DIFFUSER + POWER SUPPLY & DALI CONTROLLER	D
S12	20W/M 3000K LED	LED STRIP WITHIN A SCREW FIXED EXTRUSION C/W DIFFUSER MOUNTED WITHIN THE CEILING PELMET AS PER THE ARCHITECTURAL DETAIL. PROVIDE THE STRIP WITH REMOTE DALI DIMMABLE POWER SUPPLIES AS REQUIRED LOCATE THE POWER SUPPLIES IN A CONCEALED ACCESSIBLE POSITION NOTED ON THE AS CONSTRUCTED DOCUMENTS.	WHITE	RAPID LED 3,000K 24VOLT DC IP20 R2338 PLUS R2384 17 X 9 ALUMINIUM EXTRUSION AND OPAL DIFFUSER + POWER SUPPLY & DALI CONTROLLER	D
S13	RGB3000K LED	LED RGB WW STRIPS SURFACE MOUNTED ON THE KIDS ROOM CEILING AS THE ARCHITECTURAL DETAIL. PROVIDE THE STRIP WITH A RGB CONTROL SYSTEM AS PER THE RGB CONTROL SCHEMATIC WITH ONE SLAVE CONTROLLER / POWER SUPPLY PER 10M OF STRIP LOCATE THE SLAVE CONTROLLERS AND POWER SUPPLIES IN A CONCEALED ACCESSIBLE POSITION NOTED ON THE AS CONSTRUCTED DOCUMENTS.	WHITE	NPA -SF16 RGB 3000	A
S14	20W/M 3000K LED	LED STRIP WITHIN A SCREW FIXED EXTRUSION C/W DIFFUSER MOUNTED WITHIN THE CEILING PELMET AS PER THE ARCHITECTURAL DETAIL. PROVIDE THE STRIP WITH REMOTE DALI DIMMABLE POWER SUPPLIES AS REQUIRED LOCATE THE POWER SUPPLIES IN A CONCEALED ACCESSIBLE POSITION NOTED ON THE AS CONSTRUCTED DOCUMENTS.	WHITE	RAPID LED 3,000K 24VOLT DC IP20 R2338 PLUS R2384 17 X 9 ALUMINIUM EXTRUSION AND OPAL DIFFUSER + POWER SUPPLY & DALI CONTROLLER	D
S15	20W/M 3000K LED	LED STRIP WITHIN A SCREW FIXED EXTRUSION C/W DIFFUSER MOUNTED WITHIN THE CEILING CURTAIN PELMET AS PER THE ARCHITECTURAL DETAIL. PROVIDE THE STRIP WITH REMOTE DALI DIMMABLE POWER SUPPLIES AS REQUIRED LOCATE THE POWER SUPPLIES IN A CONCEALED ACCESSIBLE POSITION NOTED ON THE AS CONSTRUCTED DOCUMENTS.	WHITE	RAPID LED 3,000K 24VOLT DC IP20 R2338 PLUS R2384 17 X 9 ALUMINIUM EXTRUSION AND OPAL DIFFUSER + POWER SUPPLY & DALI CONTROLLER	D



# ELECTRICAL DESIGN GROUP

ELECTRICAL BUILDING SERVICES CONSULTANTS

P.O. Box 15, SHERWOOD Q. 4075

Phone: (07) 3278 4375 Fax: (07) 3716 0222

Web Site: [www.edg.net.au](http://www.edg.net.au) Email: [brisbane@edg.net.au](mailto:brisbane@edg.net.au)

C3600a - BENOWA TAVERN					C3600a-0002(D).xls
ELECTRICAL EQUIPMENT SCHEDULE					
REVISION D - 30 OCTOBER 2025					
THE LIGHT FITTING SUPPLIER CONTACT DETAILS MAY BE AVAILABLE ON THE EDG WEBSITE VIA THE FOLLOWING LINK <a href="http://www.edg.net.au/Links/Lighting.htm">www.edg.net.au/Links/Lighting.htm</a>					
TYPE	LAMPS	DESCRIPTION	COLOUR / ACCESSORY	CATALOGUE No	REV
S16	3000K LED	VERTICAL LED WW STRIPS WITHIN A SCREW FIXED EXTRUSION MOUNTED ON THE LEADING EDGE OF THE FEATURE TIMBER AS PER THE SPORTS BAR ENTRY WALL LIGHTING ELEVATION AND THE ARCHITECTURAL DETAIL. PROVIDE THE STRIP WITH REMOTE DALI DIMMABLE POWER SUPPLIES AS REQUIRED LOCATE THE POWER SUPPLIES IN A CONCEALED ACCESSIBLE POSITION NOTED ON THE AS CONSTRUCTED DOCUMENTS.	BLACK HOUSING	NPA -SF16 RGB 3000K + HOUSING	A
S17	12W/M 2700K LED	FLEXIBLE LED ROPE FLEX SCREW FIXED BEHIND THE MIRROR AS PER THE ARCHITECTURAL DETAIL. PROVIDE THE STRIP WITH REMOTE DALI DIMMABLE POWER SUPPLIES AS REQUIRED LOCATE THE POWER SUPPLIES IN A CONCEALED ACCESSIBLE POSITION NOTED ON THE AS CONSTRUCTED DOCUMENTS. REFER TO THE S17 ELEVATION FOR THE EXTENT.	WHITE	NPA L-NF-GLOW-VWW + POWER SUPPLY & DALI CONTROLLER	C
PD01A	3000K LED	1000 DIA DECORATIVE PENDANT. CONFIRM THE SUSPENSION HEIGHT ONSITE WITH THE ARCHITECT REMOTE DALI DIMMABLE DRIVER	STONE 1196 ROPE	ABOUT SPACE MEDUSA DALI	B
PD01B	THREE TRAILING EDGE DIMMABLE 240 VOLT 2700K E27 LED 250 LUMENS +/- 10% 15,000 HOUR LIFE LAMPS	600 DIA X 500 HIGH DECORATIVE PENDANT. CONFIRM THE SUSPENSION HEIGHT ONSITE WITH THE ARCHITECT	WHITE	ABOUT SPACE SOLAR	A
PD01C	THREE TRAILING EDGE DIMMABLE 240 VOLT 2700K E27 LED 250 LUMENS +/- 10% 15,000 HOUR LIFE LAMPS	700 DIA X 460 HIGH DECORATIVE PENDANT. CONFIRM THE SUSPENSION HEIGHT ONSITE WITH THE ARCHITECT	WHITE	ABOUT SPACE PLUTO	A
PD01D	ONE TRAILING EDGE DIMMABLE 240 VOLT 2700K E27 LED 250 LUMENS +/- 10% 15,000 HOUR LIFE LAMP PER DROP	THREE DROP / THREE LAMP DECORATIVE PENDANT. CONFIRM THE SUSPENSION HEIGHT ONSITE WITH THE ARCHITECT	WHITE CORD / SUPPORT CLEAR GLASS	ABOUT SPACE CLUSTER 3 PENDANT	A
PD02	TRAILING EDGE DIMMABLE 240 VOLT 2700K E27 LED 250 LUMENS +/- 10% 15,000 HOUR LIFE	800 DIA DECORATIVE PENDANT C/W ADDITIONAL 3M SUSPENSION CORD. CONFIRM THE SUSPENSION HEIGHT ONSITE WITH THE ARCHITECT	TEXTURED BLACK	BARN LIGHT AUSTRALIA AU-C-WHL	A
PD03	TRAILING EDGE DIMMABLE 240 VOLT 2700K E27 LED 250 LUMENS +/- 10% 15,000 HOUR LIFE	500 DIA DECORATIVE PENDANT ALLOW TO ASSEMBLE AND INSTALL CONFIRM THE SUSPENSION HEIGHT ONSITE WITH THE ARCHITECT	WHITE / NATURAL TIMBER	FAT SHACK VINTAGE P1297	A



# ELECTRICAL DESIGN GROUP


ELECTRICAL BUILDING SERVICES CONSULTANTS

P.O. Box 15, SHERWOOD Q. 4075

Phone: (07) 3278 4375 Fax: (07) 3716 0222

Web Site: [www.edg.net.au](http://www.edg.net.au) Email: [brisbane@edg.net.au](mailto:brisbane@edg.net.au)

C3600a - BENOWA TAVERN					C3600a-0002(D).xls
ELECTRICAL EQUIPMENT SCHEDULE					
REVISION D - 30 OCTOBER 2025					
THE LIGHT FITTING SUPPLIER CONTACT DETAILS MAY BE AVAILABLE ON THE EDG WEBSITE VIA THE FOLLOWING LINK <a href="http://www.edg.net.au/Links/Lighting.htm">www.edg.net.au/Links/Lighting.htm</a>					
TYPE	LAMPS	DESCRIPTION	COLOUR / ACCESSORY	CATALOGUE No	REV
PD04	3000k LED	700 DIA DECORATIVE PENDANT TRAILING EDGE DIMMABLE ALLOW TO ASSEMBLE AND INSTALL CONFIRM THE SUSPENSION HEIGHT ONSITE WITH THE ARCHITECT	BRASS C/W CLEAR RIPPLED GLASS	ABOUT SPACE CATERPILLAR 1 LED PENDANT	B
PD05	3000K LED	3000 LONG PENDANT C/W REMOTE DALI DIMMABLE DRIVER	BLACK SUSPENSION SOFT SILICON TUBE	ABOUT SPACE SAL-SQUIGGLE L3000 DALI	B
PD06	TRAILING EDGE DIMMABLE 240 VOLT 6W 2200K T30 E27 LINEAR CRISS CROSS FILAMENT LED +/- 10% 15,000 HOUR LIFE	1005DIA X 405 HIGH DECORATIVE PENDANT ALLOW TO ASSEMBLE AND INSTALL CONFIRM THE SUSPENSION HEIGHT ONSITE WITH THE ARCHITECT	CHAMPAGNE GLASS BRASS DROP	ABOUT SPACE ALESSIA PENDANT	B
PD07	3000K LED	600 X 230 PENDANT C/W REMOTE TE DIMMABLE DRIVER CONFIRM THE SUSPENSION HEIGHT ON SITE WITH THE ARCHITECT	BLACK	ABOUT SPACE SAL-EVORA 1	B
WL09	7000LUMEN +/- 20% 5000K LED	ADJUSTABLE WIDE BEAM FLOOD LIGHT C/W DALI DIMMABLE DRIVER MOUNTED AS PER THE WL09 DETAIL TO ILLUMINATE UPWARDS			A
WL10	2 X 5W 2700K LED	DECORATIVE IP65 WALL LIGHT C/W INTEGRAL DRIVER MOUNTED AS PER THE ARCHITECTURAL DETAILS	BLACK	RAPID LED R6053	A
WL11	15W 3000K LED	SURFACE MOUNTED ADJUSTABLE 36 DEG SPOT LIGHT C/W REMOTE DRIVER	BRUSHED STAINLESS STEEL	EQUAL TO SUPERLIGHT SL3242 316	A
WL12	5W 3000K LED	WALL MOUNTED SPOT LIGHT C/W REMOTE DALI DIMMABLE DRIVER LOCATE THE DRIVER IN A CONCEALED ACCESSIBLE POSITION NOTED ON THE AS CONSTRUCTED DRAWINGS. IT IS ACCEPTABLE TO PROVIDE MULTIPLE WL12 FITTINGS FROM A COMMON SUITABLY SIZED DRIVER. MOUNT THE WL12 FITTINGS AT THE SAME LEVEL AS THE ADJACENT SL03 FITTINGS	WHITE	EQUAL TO RAPID LED R1146 DALI	D
TL01	9W 3000K LED PER FITTING	SURFACE TRACK C/W FITTINGS AS INDICATED PROVIDE EACH TRACK WITH A REMOTE DALI DIMMABLE DRIVER LOCATED IN A CONCEALED ACCESSIBLE POSITION NOTED ON THE AS CONSTRUCTED DOCUMENTS.	BLACK	LUMEN 8 NIX 45 TRACK AND SOLIS SON145TK09930 FITTINGS DALI DIMMABLE	A
RD01	12W 3000K LED	RECESSED DOWNLIGHT C/W 24 DEG BEAM REMOTE DALI DIMMABLE DRIVER	BLACK	RAPID R1077-BK-12W-WW-DALI	A



# ELECTRICAL DESIGN GROUP


ELECTRICAL BUILDING SERVICES CONSULTANTS

P.O. Box 15, SHERWOOD Q. 4075

Phone: (07) 3278 4375 Fax: (07) 3716 0222

Web Site: [www.edg.net.au](http://www.edg.net.au) Email: [brisbane@edg.net.au](mailto:brisbane@edg.net.au)

C3600a - BENOWA TAVERN					C3600a-0002(D).xls
ELECTRICAL EQUIPMENT SCHEDULE					
REVISION D - 30 OCTOBER 2025					
THE LIGHT FITTING SUPPLIER CONTACT DETAILS MAY BE AVAILABLE ON THE EDG WEBSITE VIA THE FOLLOWING LINK <a href="http://www.edg.net.au/Links/Lighting.htm">www.edg.net.au/Links/Lighting.htm</a>					
TYPE	LAMPS	DESCRIPTION	COLOUR / ACCESSORY	CATALOGUE No	REV
RD02	12W 3000K LED	RECESSED DOWNLIGHT C/W 24 DEG BEAM REMOTE DALI DIMMABLE DRIVER	WHITE	RAPID R1077-WH-12W-WW-DALI	A
RD03	13W 3000K LED	RECESSED ADJUSTABLE DOWNLIGHT C/W REMOTE DALI DIMMABLE DRIVER	BLACK	EQUAL TO GAMMA ILLUMINATION KHO 1002-3K-13W	A
RD04	13W 3000K LED	EQUAL TO GAMMA ILLUMINATION KHO 1002-3K-13W	EQUAL TO GAMMA ILLUMINATION KHO 1002-3K-13W	EQUAL TO GAMMA ILLUMINATION KHO 1002-3K-13W	A
RD05	15W 3000K LED	RECESSED DOWNLIGHT C/W 24 DEG BEAM REMOTE DALI DIMMABLE DRIVER	WHITE	RAPID R1077-WH-15W-WW-DALI	A
RD06	13W 3000K LED	RECESSED ADJUSTABLE DOWNLIGHT C/W REMOTE DALI DIMMABLE DRIVER	WHITE	EQUAL TO GAMMA ILLUMINATION KHO 1002-3K-13W	A
RD07	EQUAL TO GAMMA ILLUMINATION KHO 1002-3K-13W	EQUAL TO GAMMA ILLUMINATION KHO 1002-3K-13W	EQUAL TO GAMMA ILLUMINATION KHO 1002-3K-13W	EQUAL TO GAMMA ILLUMINATION KHO 1002-3K-13W	A
RD08	12W 3000K LED	RECESSED DOWNLIGHT C/W 24 DEG BEAM REMOTE DRIVER	BLACK	RAPID R1077-BK-12W-WW-DALI	A
RD09	12W 3000K LED	RECESSED DOWNLIGHT C/W 24 DEG BEAM REMOTE DRIVER	BLACK	RAPID R1077-BK-12W-WW-DALI	A
GL01	3W 2700K LED	GARDEN ELV SPIKE DOWNLIGHT LIGHT. PROVIDE EACH GROUP OF GL01 FITTINGS WITH A REMOTE COMMON DALI DIMMABLE DRIVER. LOCATE DRIVER /POWER SUPPLY IN A CONCEALED ACCESSIBLE POSITION NOTED ON THE AS CONSTRUCTED DOCUMENTS.	BLACK	NOCTURNAL LIGHTING TWIGGY SPIKE - DALI	A
G1	GAMING BASE KICK LED STRIP LIGHTS TO BE PROVIDED AS PART OF THE GAMING BASE AND CONNECTED BY THE GAMING ELECTRICIAN.				A
BL01	RGB CONTROLLER	TREE BUD LIGHTS. ALLOW A PC SUM FOR THE SUPPLY AND INSTALLATION OF EACH BL01 FITTING.	WHITE	ALLOW A PC SUM OF \$10,000.00 PLUS GST FOR THE SUPPLY OF EACH BD01 FITTING	A



# ELECTRICAL DESIGN GROUP


ELECTRICAL BUILDING SERVICES CONSULTANTS

P.O. Box 15, SHERWOOD Q. 4075

Phone: (07) 3278 4375 Fax: (07) 3716 0222

Web Site: [www.edg.net.au](http://www.edg.net.au) Email: [brisbane@edg.net.au](mailto:brisbane@edg.net.au)

C3600a - BENOWA TAVERN					C3600a-0002(D).xls
ELECTRICAL EQUIPMENT SCHEDULE					
REVISION D - 30 OCTOBER 2025					
THE LIGHT FITTING SUPPLIER CONTACT DETAILS MAY BE AVAILABLE ON THE EDG WEBSITE VIA THE FOLLOWING LINK <a href="http://www.edg.net.au/Links/Lighting.htm">www.edg.net.au/Links/Lighting.htm</a>					
TYPE	LAMPS	DESCRIPTION	COLOUR / ACCESSORY	CATALOGUE No	REV
FS01	1W LED AT 500 CENTRES	FESTOON LIGHTS WITH NEW 24V DC IP65 FESTOON LIGHTING TO BE FIXED TO A 316 STAINLESS STEEL WIRE SUPPORT SYSTEM. SUPPLY THE NEW FESTOON LIGHTS VIA REMOTE DALI DIMMABLE DRIVERS IN A CONCEALED ACCESSIBLE POSITIONS NOTED ON THE AS CONSTRUCTED DOCUMENTS. CONFIRM THE LENGTH AND POSITION ON SITE ENSURE THE FESTOON LIGHTS ARE LOWER THAN THE ADJACENT CEILING FANS	BLACK CABLE AND FIXINGS 316 STAINLESS STEEL SUPPORT AND FIXINGS	FIRE FLY FFC-LS-50-24VE27-BK	A
FS01E	1W LED AT 500 CENTRES	REPLACE THE EXISTING FESTOON LIGHTS WITH NEW 24V DC IP65 FESTOON LIGHTING TO BE FIXED TO A 316 STAINLESS STEEL WIRE SUPPORT SYSTEM. SUPPLY THE NEW FESTOON LIGHTS VIA REMOTE DALI DIMMABLE DRIVERS IN A CONCEALED ACCESSIBLE POSITIONS NOTED ON THE AS CONSTRUCTED DOCUMENTS. CONFIRM THE LENGTH AND POSITION ON SITE ENSURE THE FESTOON LIGHTS ARE LOWER THAN THE ADJACENT CEILING FANS	BLACK CABLE AND FIXINGS 316 STAINLESS STEEL SUPPORT AND FIXINGS	FIRE FLY FFC-LS-50-24VE27-BK	C
SL01	13W 3000K LED	SURFACE MOUNTED DOWNLIGHT C/W INTEGRAL DALI DIMMABLE DRIVER	BLACK	EQUAL TO GAMMA ILLUMINATION TUBO 1101-FL-3K-13W	A
SL02	15W RGB LED	SURFACE MOUNTED ADJUSTABLE 24 DEG SPOT LIGHT C/W REMOTE DRIVER	BRUSHED STAINLESS STEEL	EQUAL TO SUPERLIGHT SL3242 RGBW 316	A
SL03	5W 3000K LED	SURFACE MOUNTED SPOT LIGHT C/W REMOTE DALI DIMMABLE DRIVER LOCATE THE DRIVER IN A CONCEALED ACCESSIBLE POSITION NOTED ON THE AS CONSTRUCTED DRAWINGS. IT IS ACCEPTABLE TO PROVIDE MULTIPLE SL03 FITTINGS FROM A COMMON SUITABLY SIZED DRIVER.	WHITE	EQUAL TO RAPID LED R1146 DALI	D
E1	LED	EMERGENCY LIGHT: RECESSED NON-MAINTAINED EMERGENCY LIGHT. AS2293 CLASSIFICATION C0-D40 - C90-D40.	WHITE	CLEVERTRONICS LLIFE	A
E2	LED	EMERGENCY LIGHT: WALL RECESSED NON-MAINTAINED EMERGENCY LIGHT. AS2293 CLASSIFICATION C0-D40 - C90-D40.	WHITE	CLEVERTRONICS LLIFE	A
E3	LED	EMERGENCY LIGHT: SURFACE MOUNTED NON-MAINTAINED EMERGENCY LIGHT. AS2293 CLASSIFICATION C0-D40 - C90-D40.	BLACK	CLEVERTRONICS LLIFE BLK	A



# ELECTRICAL DESIGN GROUP

ELECTRICAL BUILDING SERVICES CONSULTANTS

P.O. Box 15, SHERWOOD Q. 4075

Phone: (07) 3278 4375 Fax: (07) 3716 0222

Web Site: [www.edg.net.au](http://www.edg.net.au) Email: [brisbane@edg.net.au](mailto:brisbane@edg.net.au)

C3600a - BENOWA TAVERN				C3600a-0002(D).xls	
ELECTRICAL EQUIPMENT SCHEDULE					
REVISION D - 30 OCTOBER 2025					
THE LIGHT FITTING SUPPLIER CONTACT DETAILS MAY BE AVAILABLE ON THE EDG WEBSITE VIA THE FOLLOWING LINK www.edg.net.au/Links/Lighting.htm					
TYPE	LAMPS	DESCRIPTION	COLOUR / ACCESSORY	CATALOGUE No	REV
EX	LED	EXIT LIGHT: MAINTAINED 24M VIEWING DISTANCE EXIT LIGHT C/W DIFFUSERS & DIRECTIONAL ARROWS AS SHOWN. CEILING SURFACE MOUNT OR WALL MOUNT BETWEEN 2100mm & 2700mm AFFL IF THERE IS NO VERTICAL SURFACE TO MOUNT THE FITTING ON WITHIN THIS RANGE CONFIRM THE MOUNTING HEIGHT WITH THE ENGINEER. AS2293 CLASSIFICATION C0-D1.25- C90-D2	WHITE UNLESS NOTED AS BK THEN BLACK BODY	CLEVERTRONICS LUBPRO-SM	A
F01	CEILING FAN	2400 DIA CEILING FAN C/w ADDITIONAL EXTENSION TUBE AND A REMOTE WIRED CONTROLLER. CONFIRM THE DROP ON SITE WITH THE ARCHITECT	NA	BIG ASS FANS ESSENCE	A
F01 FAN CONTROLLER (FC)		F01 FAN CONTROLLER CONNECTED TO THE NOMINATED FAN VIA A CONCEALED CAT 6 CABLE MOUNTED AT 1000mm AFFL UNLESS NOTED OTHERWISE.	WHITE	BIG ASS FANS ESSENCE WIRED FAN CONTROLLER	A
HL01	PENDANT HEAT LAMP C/W IR LAMP SUSPENDED AS PER THE ARCHITECTURAL DETAIL.		WHITE	HATCO DL-600(L) C/W LOWER SWITCH	A
HR01	3600W IPX5 HEATER C/W ADJUSTABLE BRACKET MOUNTED AS PER THE ARCHITECTURAL DETAIL		ANODISED ALLOY	HEAT STRIP MAX THX3600	A
HR01 HEATER CONTROLLER (HC)		HR01 HEATER CONTROLLER HARD WIRED TO THE NOMINATED HEATER MOUNTED AT 1000mm AFFL UNLESS NOTED OTHERWISE.	WHITE	HEAT STRIP TT-MTM	A
HRE	EXISTING HEATER AND ITS ASSOCIATED CONTROL TO BE RETAINED AND RECIRCUITS AS INDICATED.				A
L1	1200 LONG 4000K IP66 LED SURFACE MOUNTED BATTEN C/W INTEGRAL SENSOR.				A
RGB MASTER CONTROLLER (MC)		RGB MASTER CONTROLLER WALL MOUNTED AT 1400AFFL. PROVIDE THE MASTER CONTROLLER WITH A POWER SUPPLY VIA A SINGLE GPO. CONNECT THE MASTER CONTROLLER TO THE SLAVE CONTROLLERS FOR THE ASSOCIATED CHANNEL AS PER THE RGB CONTROL SCHEMATIC. CONFIGURE AND LABLE THE CONTROLLER AS DIRECTED BY THE HOTEL MANAGEMENT ON SITE.	NPA-FL-E-RGBW-W4C		A
RGB SLAVE CONTROLLER (SC)		RGB SLAVE CONTROLLER PER 10M OF RGBWW LED STRIP. LOCATE THE SLAVE CONTROLLER AND ASSOCIATED POWER SUPPLY IN A CONCEALED ACCESSIBLE POSITION NOMINATED ON THE AS CONSTRUCTED DOCUMENTS. CONNECT THE SLAVE CONTROLLER TO THE MASTER CONTROLLER AND POWER SUPPLY AS PER THE RGB CONTROL SCHEMATIC.	NPA-FL-E-RGBW-S		A
CHANNEL x		CONTROL CHANNEL WITH A NUMERICAL REFERENCE. REFER TO THE POWER AND LIGHTING CONTROL SCHEMATIC / SCHEDULE			A
LIGHTING CONTROL SWITCH PANEL (SPx)		6-BUTTON PROGRAMMABLE SWITCH PANEL C/W CENTRAL LCD DISPLAY MOUNTED AT 1000mm AFFL UNLESS NOTED OTHERWISE.	ALUMINIUM	DYNALITE ANTUMBRA DISPLAY	A





# ELECTRICAL DESIGN GROUP

ELECTRICAL BUILDING SERVICES CONSULTANTS

P.O. Box 15, SHERWOOD Q. 4075

Phone: (07) 3278 4375 Fax: (07) 3716 0222

Web Site: [www.edg.net.au](http://www.edg.net.au) Email: [brisbane@edg.net.au](mailto:brisbane@edg.net.au)

C3600a - BENOWA TAVERN					C3600a-0002(D).xls
ELECTRICAL EQUIPMENT SCHEDULE					
REVISION D - 30 OCTOBER 2025					
THE LIGHT FITTING SUPPLIER CONTACT DETAILS MAY BE AVAILABLE ON THE EDG WEBSITE VIA THE FOLLOWING LINK <a href="http://www.edg.net.au/Links/Lighting.htm">www.edg.net.au/Links/Lighting.htm</a>					
TYPE	LAMPS	DESCRIPTION	COLOUR / ACCESSORY	CATALOGUE No	REV
ONE-WAY LIGHT SWITCH		ONE-WAY LIGHT SWITCH C/W CIRCUIT IDENTIFICATION ON THE FACEPLATE BEHIND THE SURROUND MOUNTED AT 1000mm AFFL UNLESS NOTED OTHERWISE.	WHITE UNLESS NOTED AS BLACK (BK)	CLIPSAL C2000 SERIES FACEPLATE	A
PROXIMITY DETECTOR SWITCH (PD)		ADJUSTABLE FLUSH RECESSED 360 DEGREE PIR PRESENCE DETECTOR TO OPERATE THE ASSOCIATED LIGHTS FOR A PRE-SET AMOUNT OF TIME. ADJUST THE TIME AND SENSITIVITY ON SITE AS DIRECTED BY THE ENGINEER. SUBMIT DETAILS OF THE MOVEMENT DETECTOR SWITCH FOR APPROVAL PRIOR TO ORDERING	WHITE	CLIPSAL	A
SINGLE POWER OUTLET		SINGLE POWER OUTLET C/W CIRCUIT IDENTIFICATION ON THE FACEPLATE BEHIND THE SURROUND MOUNT AT 300mm AFFL U.N.O. RATING 10A U.N.O.	WHITE UNLESS NOTED AS BLACK (BK)	CLIPSAL C2000 SERIES	A
AUTO DOOR SINGLE POWER OUTLET (AD)		SINGLE POWER OUTLET C/W CIRCUIT IDENTIFICATION LOCATED CONCEALED WITHIN THE AUTO DOOR HEAD MULLION RATING 10A U.N.O.	WHITE	CLIPSAL C2000 SERIES	A
DOUBLE POWER OUTLET		DOUBLE POWER OUTLET C/W CIRCUIT IDENTIFICATION ON THE FACEPLATE BEHIND THE SURROUND MOUNT AT 300mm AFFL U.N.O. RATING 10A U.N.O.	WHITE UNLESS NOTED AS BLACK (BK)	CLIPSAL C2000 SERIES	A
DOUBLE POWER OUTLET WITH USB		DOUBLE POWER OUTLET C/W USB A AND USB C CHARGER , CIRCUIT IDENTIFICATION ON THE FACEPLATE BEHIND THE SURROUND MOUNT ABOVE BENCH	WHITE	CLIPSAL C2000 SERIES	A
WEATHERPROOF POWER OUTLET (WP)		IP54 WEATHERPROOF SINGLE / DOUBLE POWER OUTLET AS NOTED ON DRAWING C/W COVER FLAP OVER SOCKET. MOUNT AT MINIMUM 1100mm AFFL U.N.O. RATING 10A U.N.O.	-	CLIPSAL WSCF227F	A
GAMING TAB OUTLET		GAMING / TAB OUTLETS PROVIDED BY THE GAMING ELECTRICIAN. REFER TO THE NOTES FOR ADDITIONAL DETAILS ON THE SCOPE.			A
SIGN CONNECTION		COORDINATE THE LOCATION AND CONNECTION WITH THE SIGN CONTRACTOR ENSURING THE GPO / ISOLATORS ARE PROVIDED WITH APPROPRIATE WEATHER PROTECTION AND ARE CONCEALED FROM VIEW.			A
SINGLE-PHASE ISOLATOR		SINGLE-PHASE WEATHERPROOF ISOLATOR. MOUNT AT 1350mm AFFL U.N.O. RATING 20A U.N.O. CONNECT TO EQUIPMENT VIA FLEXIBLE CONDUIT.	-	CLIPSAL WHT20	A
THREE-PHASE ISOLATOR		THREE-PHASE WEATHERPROOF ISOLATOR. MOUNT AT 1350mm AFFL U.N.O. RATING 20A U.N.O. CONNECT TO EQUIPMENT VIA FLEXIBLE CONDUIT.	-	CLIPSAL WHT35	A



# ELECTRICAL DESIGN GROUP


ELECTRICAL BUILDING SERVICES CONSULTANTS

P.O. Box 15, SHERWOOD Q. 4075

Phone: (07) 3278 4375 Fax: (07) 3716 0222

Web Site: [www.edg.net.au](http://www.edg.net.au) Email: [brisbane@edg.net.au](mailto:brisbane@edg.net.au)

C3600a - BENOWA TAVERN					C3600a-0002(D).xls
ELECTRICAL EQUIPMENT SCHEDULE					
REVISION D - 30 OCTOBER 2025					
THE LIGHT FITTING SUPPLIER CONTACT DETAILS MAY BE AVAILABLE ON THE EDG WEBSITE VIA THE FOLLOWING LINK <a href="http://www.edg.net.au/Links/Lighting.htm">www.edg.net.au/Links/Lighting.htm</a>					
TYPE	LAMPS	DESCRIPTION	COLOUR / ACCESSORY	CATALOGUE No	REV
HAND DRYER CONNECTION (HD)		SINGLE POWER OUTLET C/W CIRCUIT IDENTIFICATION ON THE FACEPLATE BEHIND THE SURROUND FOR THE HAND DRYER MOUNT THE GPO AS PER THE ARCHITECTURAL DETAIL	WHITE UNLESS NOTED AS BLACK (BK)	CLIPSAL C2000 SERIES	A
DB-A		EXISTING DISTRIBUTION BOARD DB-A TO BE REMOVED INCLUDING THE ASSOCIATED SUBMAIN. ALL EXISTING CIRCUITS THAT REMAIN ARE TO BE RESUPPLIED FROM DB-B WITH NEW AS3000 COMPLIANT SWITCHGEAR THAT MATCHES THE EXISTING IN CAPACITY AND FUNCTION. THE EXISTING DYNALITE LIGHTING CONTROL PANELS ASSOCIATED WITH DB-A ARE TO BE REMOVED.			A
DB-B		PROVIDE A NEW DISTRIBUTION BOARD DB-B AS PER THE DB-B SCHEDULE AND NOTES.			A
DB-D		PROVIDE A NEW DISTRIBUTION BOARD DB-D AS PER THE DB-D SCHEDULE AND NOTES. LOCATE DB-D IN THE MEZZANINE ADJUSTING THE EXISTING SERVICES AS NECESSARY TO FACILITATE ITS INSTALLATION.			A
DB-G		EXISTING DISTRIBUTION BOARD DB-G TO BE PROVIDED WITH A NEW SUBMAIN AS PER THE POWER SCHEMATIC AND NOTES. THE EXISTING SUBMAIN IS TO BE REMOVED. ALL EXISTING SWITCHGEAR THAT BECOMES REDUNDANT IS TO BE REMOVED. IT IS ACCEPTABLE TO UTILISE SPARE EXISTING SWITCHGEAR TO SUPPLY THE NEW CIRCUITS IF IT IS IN ACCEPTABLE CONDITION AND HAS THE CORRECT CAPACITY AND FUNCTION. PROVIDE A NEW CUBICAL BELOW DB-G WITH HORIZONTAL DIN RAILS TO HOUSE THE DB-G DYNALITE CONTROLS. THE NEW CUBICAL IS TO MATCH DB-G IN STYLE, COLOUR, DEPTH, WIDTH AND FINISH. AS WELL AS HAVE A SPARE FULL WIDTH DIN RAIL IN ADDITION TO THE DYNALITE CONTROLS PROVIDED AS PART OF THE WORKS. REFER TO THE NOTES AND DB-G SCHEDULE FOR ADDITIONAL REQUIREMENTS.			A
DB-M		EXISTING DISTRIBUTION BOARD DB-M TO REMAIN AS IS. ALL EXISTING CIRCUITS THAT BECOME REDUNDANT ARE TO BE REMOVED AND THE SCHEDULES UPDATED AT PRACTICAL COMPLETION.			A
DB-K		EXISTING DISTRIBUTION BOARD DB-K TO REMAIN AS IS.			A
DB-S		PROVIDE A NEW DISTRIBUTION BOARD DB-S AS PER THE DB-B SCHEDULE AND NOTES.			A
MDB		PROVIDE A NEW MAIN DISTRIBUTION BOARD MDB AS PER THE POWER SCHEMATIC AND NOTES. LOCATE THE MDB ON SITE IN THE MEZZANINE PLANT ROOM ADJUSTING THE EXISTING SERVICES AS NECESSARY TO FACILITATE ITS INSTALLATION.			A
MSB		EXISTING MAIN SWITCHBOARD TO BE MODIFIED AS PER THE POWER SCHEMATIC AND NOTES. UPDATE THE MSB LABELS AT PRACTICAL COMPLETION			A
FIP		EXISTING MANUAL CALL POINT FIRE INDICATOR PANEL TO BE MODIFIED AS NECESSARY TO ACCOMMODATE THE CHANGES TO THE MANUAL CALL POINTS AND EVACUATION SPEAKERS.			A
MANUAL CALL POINT		FIRE ALARM SYSTEM MANUAL CALL POINT			A
STROBE BELL		EXISTING FIRE ALARM SYSTEM STROBE / BELL			A
FIRE EVACUATION CEILING SPEAKER		CEILING RECESSED 5W AS2220 FIRE ALARM SPEAKER C/W 100V MULTI-TAP TRANSFORMER AND FLUSH GRILLE PAINTED OUT TO MATCH THE CEILING. (BK) DENOTES TH SPEAKER TO BE BLACK.			A



# ELECTRICAL DESIGN GROUP

ELECTRICAL BUILDING SERVICES CONSULTANTS

P.O. Box 15, SHERWOOD Q. 4075

Phone: (07) 3278 4375 Fax: (07) 3716 0222

Web Site: [www.edg.net.au](http://www.edg.net.au) Email: [brisbane@edg.net.au](mailto:brisbane@edg.net.au)

<b>C3600a - BENOWA TAVERN</b>					<b>C3600a-0002(D).xls</b>
<b>ELECTRICAL EQUIPMENT SCHEDULE</b>					
<b>REVISION D - 30 OCTOBER 2025</b>					
THE LIGHT FITTING SUPPLIER CONTACT DETAILS MAY BE AVAILABLE ON THE EDG WEBSITE VIA THE FOLLOWING LINK <a href="http://www.edg.net.au/Links/Lighting.htm">www.edg.net.au/Links/Lighting.htm</a>					
TYPE	LAMPS	DESCRIPTION	COLOUR / ACCESSORY	CATALOGUE No	REV
FIRE EVACUATION WALL SPEAKER		WALL RECESSED 5W AS2220 FIRE ALARM SPEAKER C/W 100V MULTI-TAP TRANSFORMER AND FLUSH GRILLE PAINTED OUT TO MATCH THE CEILING. (BK) DENOTES TH SPEAKER TO BE BLACK.			A
AUTO DOOR INTERFACE		INTERFACE THE FIRE ALARM SYSTEM INTO THE AUTO DOOR TO UNLOCK UPON ALARM			A